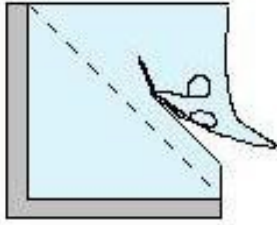


CLAUDIA's CHRISTMAS MYSTERY, 2018

Episode V


6. Quick-Corner Blocks:




Mark all remaining Color #3 Green 2 1/2" squares on a diagonal (wrong side). Place one of these squares (right sides together) on any corner of one Color #1 Background 8 1/2" square. Turn the diagonal to meet the edges of the background block as shown. Stitch on that diagonal line across the corner. Trim away excess as shown, and press back. Using the 8 1/2" Color #1 Background squares and Green squares, form blocks as shown.

Block 4 has quick corners on 2 adjacent corners. Block 5 has quick corners on all four corners.

Make 8 Block 4, and Make 4 of Block 5.



Block 4 - Make 8



Block 5 - Make 4