

Trick or Treat!

The October blocks are the 8" *Candy Corn* & the 8" *Chocolate Kisses* blocks.

Cutting Instructions for ONE Candy Corn Block:

Background: Cut 2 – 2 1/2" x 8 1/2" Rectangles

Cut 2 – 2 1/2" x 4 1/2" Rectangles

Orange: Cut 2 – 2 7/8" Squares, Cut once on the diagonal

Yellow: Cut 1 – 3 1/4" Square, Cut twice on the diagonals

White: Cut 1 – 3 1/4" Square, Cut twice on the diagonals

Cutting Instructions for ONE Chocolate Kisses Block:


Background: Cut 1 – 5 1/4" Square, Cut twice on the diagonals

Cut 2 – 4 7/8" Squares, Cut once on the diagonals

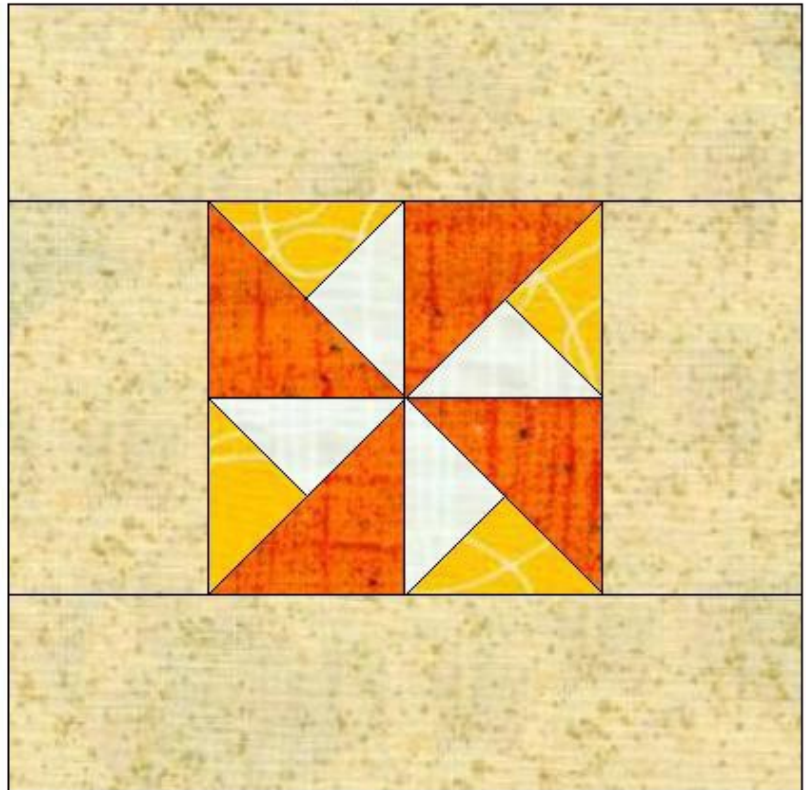
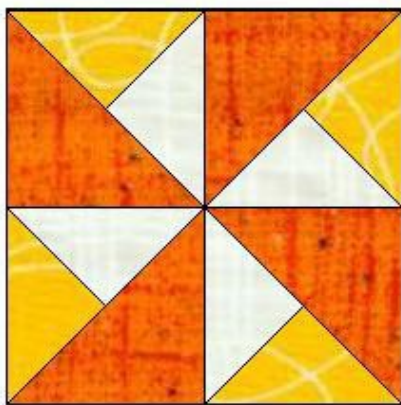
Brown: Cut 1 – 5 1/4" Square, Cut twice on the diagonals

Assembly for Candy Corn Block:

Create the center 4-unit section of your Candy Corn block, rotating units as shown. Your center unit should measure 4 1/2" x 4 1/2". Add background rectangles as shown. Your finished block should measure 8 1/2" x 8 1/2".

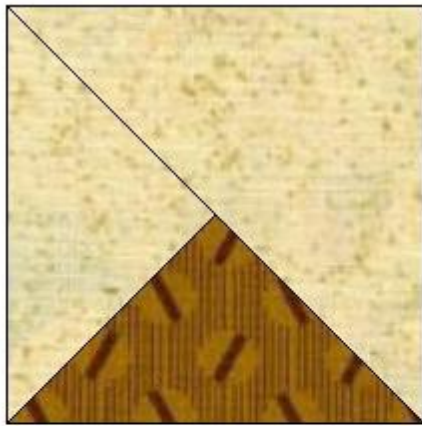


4 1/2"



Assembly for Chocolate Kisses Block:

Create units as shown below, rotating as shown. Your block should measure 8 1/2" x 8 1/2".



Make 4

